

Data Sheet

H1 Bent Axis Variable Motor

Size 110cm³



For more than 40 years, Danfoss has been developing state-of-the-art components and systems for mobile machinery used in off-highway operations around the world.

We have become a preferred supplier by offering the best of what really matters: The hardware inside your vehicle application.

H1 - our new generation of servo-controlled hydrostatic pumps and bent axis variable motors is no exception.

The H1 product is built around an advanced control and available in a wide range of displacements. It is designed for quality and reliability and offers expanded functionality, greater total efficiency, and easy installation.

All H1 control and sensor options are PLUS+1[®] Compliant. PLUS+1[®] allows you to rapidly develop and customize electronic machine control. It opens up the future by combining machine controls and diagnostics in an integrated operating network.



Features

Designed for quality and reliability

- Proven and optimized 9 piston rotating group
- Single piece housing
- Electric components with IP67 & IP69K rating

Installation and packaging benefits

- Optimized for shortest length
- Standardized connector interface
- Integrated loop flushing device
- Radial or axial high pressure ports

Greater total efficiency

- Minimized losses
- Improved at high flow conditions

Wide range of controls

- Electric Two-position Control
- Electric Proportional Control
- Hydraulic Two-position Control
- Hydraulic Proportional Control
- Pressure Compensator Override
- Proportional Pressure Compensator Override
- Brake Pressure Defeat option
- Common controls across the entire motor family
- PLUS+1[®] Compliant control and sensor options

Expanded functionality

- Zero degree capability together with a high performance 32 degree maximum angle
- Enhanced control functions with proportional controls de-energized at minimum or maximum displacement
- Optional integrated speed sensor with
 - Dual redundant speed sensing
 - Direction indication
 - Temperature sensing
 - Wire fault detection

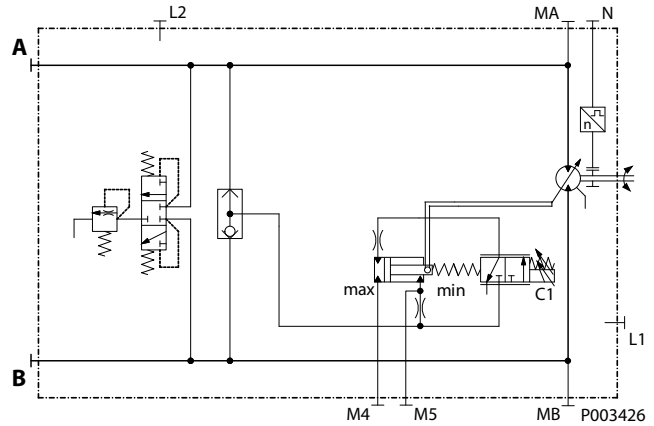
Comprehensive technical literature online
at powersolutions.danfoss.com

Technical specifications

Weight	SAE ISO 3019/1	48.8 kg [108 lb]
	DIN ISO 3019/2	45.0 kg [99 lb]
Output speed rated	Max. displacement	2900 min ⁻¹ (rpm)
	Min. displacement (6°)	4800 min ⁻¹ (rpm)
	0° displacement	5350 min ⁻¹ (rpm)
Max. output speed	Max. displacement	3700 min ⁻¹ (rpm)
	Min. displacement (6°)	5950 min ⁻¹ (rpm)
	0° displacement	6500 min ⁻¹ (rpm)
System pressure	Working	450 bar [6527 psi]
	Maximum	480 bar [6960 psi]
	Min. low loop	7.5 bar [109 psi]
Case pressure	Rated	3 bar [44 psi]
	Max.	5 bar [73 psi]
	Min.	0.3 bar [4 psi]

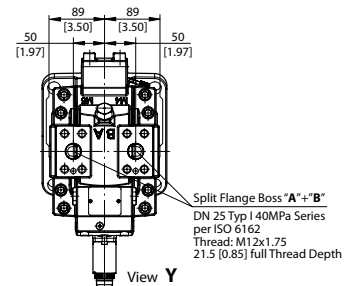
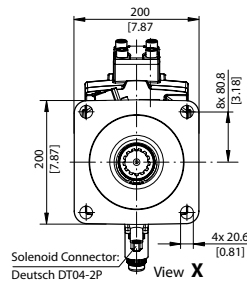
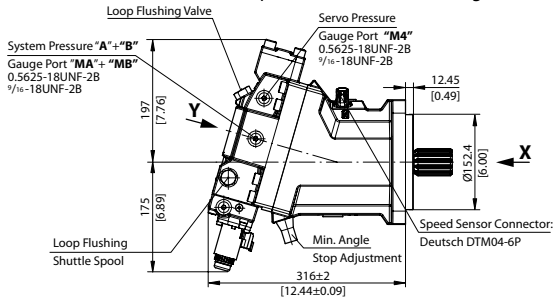
Schematic

H1B with Electric Proportional Control (De-energized = max. displacement)

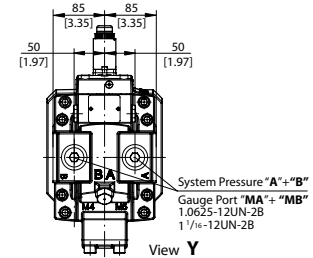
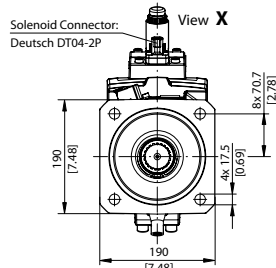
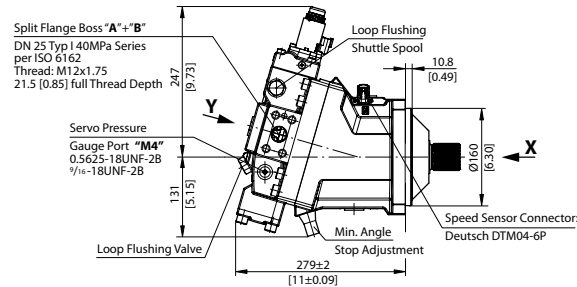


Dimensions

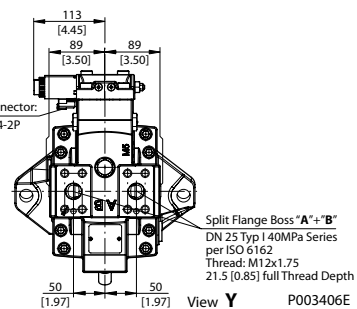
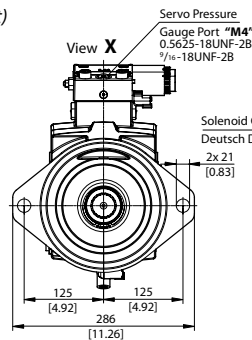
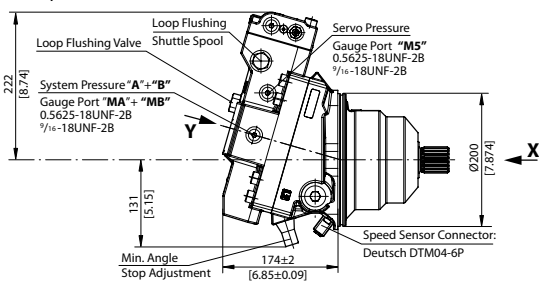
SAE ISO 3019/1 with Electric Proportional Control (de-energized = max. displacement)



DIN ISO 3019/2 with Electric Proportional Control (de-energized = min. displacement)



Cartridge with Electric Two-Position Control (de-energized = min. displacement) Pressure Compensator Override, Brake Pressure Defeat



Danfoss can accept no responsibility for possible errors in catalogues, brochures and other printed material. Danfoss reserves the right to alter its products without notice. This also applies to products already on order provided that such alterations can be made without changes being necessary in specifications already agreed. All trademarks in this material are property of the respective companies. Danfoss and the Danfoss logotype are trademarks of Danfoss A/S. All rights reserved.